

***The Barony of Sacred Stone
presents***



The Phoenix

***March 2009 A.S XLIV
Volume 23, Issue 3***

Table of Contents

Table of Contents.....	page 2
Letters from the Coronet and Baronial Officers.....	page 3
Schedule of Activities.....	page 5
Con Carolinas Convention Flyer.....	page 6
Mask Making Workshop.....	page 7
Silk Banner Making Workshop.....	page 8
Getting to know your Barony.....	page 9
Nomadic Loom (part 2).....	page 10
Award Descriptions.....	page 11
Runo VI (Pennsic & the Grand Armee).....	page 12
February Meeting Minutes.....	page 15
Baronial Regnum.....	page 17
Canton Seneschals.....	page 18

Drawing by
THLady Amarith Jean yr Raven



Illustrations on pages 6,12,13,14,16 and 18 are from Dover publications.
Sword clip art on page 4 are from Melissa Snell [Http://historymedren.about.com/library/weekly/aa061898.htm](http://historymedren.about.com/library/weekly/aa061898.htm)

Unto The Populace..



Greetings from the Baron and Baroness,

Jeanmaire and I would like to thank Sacred Stone for trusting us with the position of Baron and Baroness. We will do everything within our power to be worthy of the trust you have placed in us. We would also like to thank those populace members who were able to brave the Frost Giant and attend our Investiture at the Tourney of Ymir. (We would, of course, love to see any pictures any of you might have of the Investiture). We would also like to thank the new Court Baron and Baroness, Sir Marc and Mistess Alianor for their long service to the Barony. Their grace and intellectual abilities have grown the Barony. Additionally the help they have given us during the weeks prior to the transition have gone a long way towards making the transition between Baronage go smoothly. We were not able to hold a court at Ymir and our 1st court will probably not be until SAAD. That being the case, we would be overjoyed if the current Baronial Champions would continue on in their positions until we can formally request it of them in our 1st court. We should probably talk about whims and needs and such. 1st and foremost...hehehehe the Baroness' name is Jeanmaire pronounced (Jahnmare not Jean Marie). Second, The Baroness is very allergic to Honey...as in Anafalactic shock Allergic...so we would appreciate it if you all helped keep Honey away from her. She is mildly Allergic to corn products...It will not send her to the ER, it causes heartburn. For some reason she does not like Strawberries...I know it's unnatural...but true. (You can give me hers). If any of you want to address me has Vapaaherra (Finnish for Baron) instead of Baron...to include our heralds I have no problem with it...but I do not require it. Also, Contrary to popular belief I do not hate green foods, just Broccoli, Spinach, Brussel Sprouts and Lima Beens...like any right thinking 5 year old.

Axel's whims

Cheerwine bottles have been found in a Viking grave at Sutton Hoo, thereby showing that Cheerwine is not only period, but drank by people of good taste and class.

Tacos are the food of the gods, and declared to be in period within the lands of Sacred Stone.

Dancing as an activity builds endurance in warriors and should be encouraged.

There is never too much Meade.

Mushrooms are the greatest thing since sliced bread, followed closely by Strawberries.

Jeanmaire's Whims

More Cabana Boys!!

Peanut Butter as well as Fudge has been found at the ruins of the 16th century Spanish Fort San Juan, as a result Peanut Butter and Fudge are declared to be in period within the Lands of Sacred Stone...of course Peanut Butter fudge is to be encouraged.

Cheese is obviously the Food of the Gods, and it's consumption is to be encouraged.

Backgammon players are declared to be a protected species

There is never too much wine

Mushrooms are the finest of natures bounty.



Unto the Populace of Sacred Stones, Greetings from Herrin Gisela vom Kreuzbach, their Seneschale

How we handle the barony's money is absolutely key to the barony's success. It is the responsibility of each member of the populace to understand what is required to keep the barony happy and healthy and functioning like the well-oiled machine it is.

Through the flurry of baronial events in the last four months of 2008 it became clear that not everyone has a good understanding of Financial Policies of the Kingdom and Barony. This is an issue that has haunted the barony for years.

Wrong and missing paperwork is what got us put on probation last year.

Because none of us want to go there again here's the short course on required paperwork.

1. If you autocrat an event you must fill out a Bid Proposal with Proposed Agenda found on the baronial Web page at: <http://sacredstone.atlantia.sca.org/Events.htm>
2. Once the event is over you (the autocrat with the help of the exchequer the sponsoring group) must fill out and submit an event report IN HARD COPY, signed and with receipts (original and copies...keep one copy of everything for yourself).
 - a. The event report form is found on the Atlantian Exchequer Web page at <http://exchequer.atlantia.sca.org/>
 - b. Click on Exchequer Forms in the menu on the left.
 - c. Click on Atlantian Event Form, 11th from the bottom

3. If you need a cash advance for any reason print out and Request for complete a Cash Advance Form found on the Atlantian Exchequer Web page at <http://exchequer.atlantia.sca.org/>
 - a. Click Exchequer Forms in the menu on the left.
 - b. Click on Request for Cash Advance form, 4th from the bottom
4. Once purchases have been made, make two copies of the receipts (keep one for your records) and send the originals and one copy of the receipts to the Exchequer with any necessary explanation and returning the balance of the advance if any is left.
5. If you have made an authorized purchase for the Barony and require reimbursement, make two copies of all receipts. Keep one copy for yourself and send the originals, one set of copies and any necessary explanation to the Exchequer.

If we all work together we won't burn out our exchequers, our reports will be complete and the barony will function happily. But, as in most things, it will take all of us working together.

Thanks and see you next month . . . -gise



Greetings from the Chronicler,

I want to thank everyone for all of the input that you gave me about the Phoenix. I welcome all feedback both positive and negative (be nice, though). Together, we can make this a fantastic newsletter. I will continue this month with the interviews. If you would like to have an interview, please contact me at chronicler@sacredstone.atlantia.sca.org or arnora@roanwoulfe.com.

Thank you so much to everyone who gave me things for the Phoenix. If your submission is not in this issue, be looking for in coming issues. I could not include everything that I wanted in this one. The file was too big :) A very nice "problem" to have. I am still looking for more recipes, artwork, articles, poetry....anything that you would like to have published in the newsletter. Submissions can be emailed to me at: chronicler@sacredstone.atlantia.sca.org .



Greetings from the Exchequer,

Seneschal Gisela has begun the journey toward compiling a complete list of Baronial possessions by asking, via the Baronial e-mailing list, for those in possession of Baronial goods to write to her.

Technically, this activity isn't optional. As a thriving Barony with significant assets and activities, we're charged (as part of our 501(c)3 designation) with maintaining a current list of all Baronial-owned items, their whereabouts and conditions. A current collection of digital photos of each item is highly encouraged. (See, I didn't have both eyes closed during Exchequer 101!) So, if you have knowledge of any of said items, please let her know.

And, if you'd like to serve as the Baronial Quartermaster to track these things in the future, I hear there are great benefits associated with assuming the position!

Cheers, Dubhghall mac Donnchaidh (Exchequer of the Barony of Sacred Stone)



Greetings from the Marshal,

Combat Archery can be a lot of fun and I wish to encourage as many people as possible to give it a try. In the future, I would love to host a series of Marshaling Classes. The goal is to get as many people involved in Marshaling as I can and still keep the game fun.


Here are some suppliers [Http://www.northstararchery.com/sca.html](http://www.northstararchery.com/sca.html) and try this one

[Http://www.argentlupus.com/CombatArcherySupplies.html](http://www.argentlupus.com/CombatArcherySupplies.html). Here are some armour sights

[Http://www.plasticlamellar.com/](http://www.plasticlamellar.com/) ,

[Http://www.zenwarriorarmory.com/](http://www.zenwarriorarmory.com/)

My hope is to have more events with Combat Archery. My goal for this year is to approach autocrats and try to make arrangements for authorizations and activities.



Schedule of Activities and Events

You can go to [Http://acorn.atlantia.sca.org/calendar.php](http://acorn.atlantia.sca.org/calendar.php) for events and Kingdom activities.

- March 1st- Event Bids Due**
Fighter Practice- Salesberie Glenn- 2pm, 650 E Monroe St. Salisbury, NC
Youth Fighter Practice- Salesberie Glenn- 2pm, 650 E Monroe St. Salisbury, NC
Fighter Practice- Hindscroft- Heavy Fighter practice open to any and all. Most Sunday's, depending on event schedule. Please contact Sir Marc at 336-273-4931 to check on status.
Rapier Fighter Practice- Bael Fire Dunn- Bunker Hill High School, 4675 Oxford School Road, Claremont, NC
- 4th-** Fighter Practice- Hindscroft- Heavy Fighter practice open to any and all every Wednesday. Please contact Sir Marc at 336-273-4931.
- 5th-** Stuff Night- Charlesbury Crossing- We meet and work on learning new stuff. Please volunteer if you can teach a project in a few hours class. It has been a lot of fun so far. Hope to see you there. Questions call Gertrude at 336-403-7216. Address: 3604 Beaux Street, Charlotte, NC
- 6th-** A&S and Archery Practice- Salisberie Glen- This is an open practice in Salisbury that happens every Thursday from 5pm til 7 pm. we Have some loaner gear available. New people and old pro's are always welcome. we try to shoot a royal round and the kingdom seasonal challenges , plus baronial challenges. Address is : 3379 W. Innes St., Salisbury, NC Phone 704-212-7330 email ravynfthr@yahoo.com or Ommari1@yahoo.com
- 8th-** Fighter Practice- Salesberie Glenn- 2pm, 650 E Monroe St. Salisbury, NC
Fighter Practice- Hindscroft- (see above information)
Bael Fire Dunn Business Meeting- 2pm Bunker Hill High school, 4675 Oxford School Road, Claremont, NC
- 9th-** Mask Making Workshop- Aire Faucon, Johann and Alexandra's home (See Flyer in Newsletter, Page 7)
- 10th-** Aire Faucon Business Meeting- 7pm Morgan's Diary Bar & Calf-A, 3136 Dallas High Shoals Hwy Dallas, NC
- 11th-** Fighter Practice- Hindscroft- (see above information)
- 12th-** Stuff Night- Charlesbury Crossing- (see above information)
- 13th-** A&S and Archery Practice- Salisberie Glen- (see above information)
- 15th-22nd-** **Gulf Wars-** Kingdom of Gleann Abhann (See Acorn or online for more information)
- 14th-** **6th Annual St Urho's Tourney-** Canton of Salisberie Glen (See Acorn online for more information)
- 15th-** Fighter Practice- Salesberie Glenn- 2pm, 650 E Monroe St. Salisbury, NC
Fighter Practice- Hindscroft- (see above information)
- 18th-** Fighter Practice- Hindscroft- (see above information)
- 19th-** Stuff Night- Charlesbury Crossing- (see above information)
- 20th-** A&S and Archery Practice- Salisberie Glen- (see above information)
- PHOENIX SUBMISSIONS ARE DUE**
- 21st-** Silk Banner Making Workshop- Aire Faucon, Johann and Alexandra's home (See Flyer in Newsletter, Page 8)
- 22nd-** **Baronial Meeting-** 1pm, China Buffet, 4675 Oxford School Road, Salisbury, NC (See Seneschals letter for details)
Fighter Practice- Salesberie Glenn- 2pm, 650 E Monroe St. Salisbury, NC
Fighter Practice- Hindscroft- (see above information)
- 25th-** Fighter Practice- Hindscroft- (see above information)
- 26th-** Stuff Night- Charlesbury Crossing- (see above information)
- 27th-** A&S and Archery Practice- Salisberie Glen- (see above information)
- 29th-** Fighter Practice- Salesberie Glenn- 2pm, 650 E Monroe St. Salisbury, NC
Fighter Practice- Hindscroft- (see above information)
- April 9-12th-** Coronation of Logan and Esa- Barony of Black Diamond (See Acorn online for more information)

SCA Demo at Con Carolinas SciFi Convention

Sponsored by the Barony of Sacred Stone

May 29th- 30th

The Hilton Charlotte University Place
8629 JM Keynes Drive
Charlotte NC 28262

SCA Activities Occurring at Con Carolinas

1st Anarchian Crown Tournament: (Sat 1:00PM-3:00PM)

Anarchia is a SCA style Kingdom from John Ringo's Council Wars SciFi book series.

Winner of the tourney will be proclaimed the King of Anarchia, and win a full set of the Council Wars series of books. (Tournament open to all SCA authorized Heavy fighters)

Tourney to Determine The Dread Pirate Roberts: (Sat 3:30PM-5:30PM)

Non-Schlager Rapier tourney open to all SCA authorized rapier fighters. Winner proclaimed the Dread Pirate Roberts (a la the Princess Bride), 1st prize is a copy of the book and a dread Pirate Roberts Action Figure. Of course the winner gets bragging rights until the next time the tourney is held.

Historical Armor A&S Competition (Sat 7:00PM)

Competition sponsored and judged by Achbar ibn Ali

Featured Writing Guest Katherine Kurtz

While not an SCA activity, this year's Featured Writing Guest of Honor is Katherine Kurtz, writer of the Deryni fantasy series. While no longer an active member of the SCA, her SCA persona is/was Countess Bevin Fraser of Sterling. She was a Queen of the Kingdom of the West in 1978.

The Requirement for participation in the tourneys and competitions is paying the entrance fee to Con Carolinas

Entrance Fee is: Adult \$35.00 at the door for weekend Pass
 Child 5-12 \$15.00 at the door for weekend Pass
 Adult (Sat Only) \$20.00 at the door
 Child (Sat Only) \$10.00 at the door

SCA-Con Coordinator : Lord Achbar ibn Ali

Head Marshal : Sir Axel of Tavastia

Con Carolina's Website: www.concarolinas.org

Mask Making Workshop

Monday, March 9, 2009

Some of us are not traveling too far these days, so we present another workshop opportunity for a close event.

If you are planning to attend the Grand Masquerade Ball at Hidden Mountain's Baronial Birthday, March 27-29 at Kings Mountain (http://acorn.atlantia.sca.org/event_flyer.php?event_id=5dfe1be8), come make a mask! If any of you participated at *Carnevale di Inverno* in St. Georges a few years ago, you know just what we mean. But-- we cannot be seen in the same masks! How passé! Sooooooowooooo, we're off to create more! Oh! and Elizabethan clothes?! Maybe, maybe not.

Molded plaster masks (conformed to your face) will be suitable for decorating. To view examples of past masks we've helped cast, watch for *Carnevale di Inverno* photos on the Yahoo Groups photo page.

What: Mask Making Workshop
When: Monday, March 9, 2009
5pm until 9:30pm
Where: Johann & Alexandra's home

111 Tremont Terrace, Bessemer City, NC 28016
I-85, exit 13

R.S.V.P. E-mail or phone 704.562.0220 (A's work mobile)
864.506.0140 (J's mobile)

Workshop material list:

Plaster molding tape (Rigid Wrap from Michaels)

[Http://www.michaels.com/art/online/search?](http://www.michaels.com/art/online/search?)

[pageNumber=1&channel=0&search=yes&type=0&searchWords=plaster&as_fid=1](http://www.michaels.com/art/online/search?pageNumber=1&channel=0&search=yes&type=0&searchWords=plaster&as_fid=1)

Vaseline

Wash cloth or towel

Hair clips or wrap to keep hair from your face

Roll of thin ribbon to create anchor straps

Add-ons that need to be included during structure

(teeth, antennae, etc.)

Carnevale Photo examples show add-ons:

Zeus - poster board used to create squared chin

Swarksovki (sp?) crystals and lace used for beard/etc.

Crow - closed cell foam or styro foam used to make beak

feather trim disassembled and layered

Pirate - plastic mesh for needlepoint used to create hat

car air freshener used as Jolly Roger embellishment (yes, really)

Note: We heard Baron William, Baroness Julian and Lord Geldemar of Nottingham Coill will be there! We read that there will be dancing, too! (hint-- *Grand Masquerade Ball*)

Graciously submitted for your enjoyment,
Alexandra and Johann



pics by Lady Alexandra Scott



Silk Banner Making Workshop

--Weather permitting--

Scroll down to see project shopping list.

When: **Saturday, March 21** (outdoor activity).

Come as early as 10am, stay all day!

If you can, R.S.V.P. via E-mail or phone

704.562.0220 (A's work mobile)

864.506.0140 (J's mobile)

Where: Johann & Alexandra's home

111 Tremont Terrace, Bessemer City, NC 28016 (I-85, exit 13, close to the Kings Mountain exit)

Project Shopping List

Natural Habotai Silk (white) - 8mm is a good weight for the outside elements

Silk paints

Applicator bottle (optional)

Resist (black or clear) - black will stay black, clear will not absorb other colours

Brushes

Dyeset

Framework and anchors

Hairdryer (for assisting the drying process) - optional

GET ENOUGH MATERIALS TO COMPLETE YOUR PROJECT.

We have tried to include some links in this note to help you make some decisions about the banner(s) you wish to make.

To give you an idea of what type of banners we are creating and to give you a visual, files have been uploaded to the Sacred Stone Yahoo Group photos. There is one (1) for Baron Johann, one (1) for Alexandra Scott and one (1) banner started for Sacred Stone with a vert field. I believe the SS badge is fieldless, so that has also been included as a template. If you would like help designing your banner, please let us know.

Link to other examples: [Http://www.sca.org.au/st_florians/university/library/articles-howtos/heraldry/HeraldicStandards.htm](http://www.sca.org.au/st_florians/university/library/articles-howtos/heraldry/HeraldicStandards.htm)

Anyone making a banner may choose any size, even starting with the "Spike" part is a good beginning. You can add to it as projects are completed. Specifically sized, our finished heraldic standards will be 30" (hoist) X 9-feet, all one piece. This requires a fairly large frame (sawhorses and fabric anchors).

Link to view a frame type: [Http://flickr.com/photos/litnemo/235361870/](http://flickr.com/photos/litnemo/235361870/)

Good sources for silk include Dharma Trading (thank you, Your Excellency Jeanmaire) and Thai Silks. In the course of the next few months, we hope to make three (3) 9-foot banners so we are ordering 10 yards of silk, specific paint colours for our banners and black resist (Gutta). It will take about two weeks for shipping. Now what do YOU need?

Notable Items:

Alexandra's (my) banner will take almost 4 ounces of azure (blue) to cover the amount of blue needed in the 9-foot banner. I will buy 2 bottles and blend them to ensure consistent colour for the whole banner. This is much like blending paint buckets when you are painting your house. Plan well. All continuous colour really needs to be done at one time.

Rolled hems can become "channels" for the colour to travel into the wrong sections. For ours, we will cut and hem after the project is complete. This gives us the opportunity to frame a straight edge, as well.

Feel free to come watch and learn, use the time to create your pattern, or, bring a small silk handkerchief and an embroidery hoop and make a favour. Your company is welcome! We would like to know who is planning to come, so let us know!

Getting to Know Your Barony

Jeanmaire Ilaria Beatrice du Domrémy

SCA Name: Jeanmaire Ilaria Beatrice du Domrémy

Modern Name: Jeanmaire Remes

My primary time is the 16th Century North-eastern France (Domrémy is the village, in the Vosges department, where Joan of Arc was born).

Persona's story: Daddy was a prominent traveling merchant from Italy, Mommy was a village girl, albeit minor nobility. They met when Daddy was visiting the area for a Faire and fell in love. Fortunately, it was a good match. Daddy, through his connections, managed to wrangle me a minor position in the English court, so I went to England and learned their barbaric language.

What offices do you hold or have your held?

Shire (now Barony) of Concordia of the Snows (East Kingdom) as Herald - 1976-1977(?) and Seneschal - 1977(?), Shire (now Barony) of Steirbach as MOAS - 1984-1986(?), Princess of Drachenwald (1988), Principality (now Kingdom) of Drachenwald as MOAS - 1989-1991(?), Shire of Greifental (Drachenwald) as MOAS - ? through 1994, Barony of Elfsea (Ansteorra) as Head of the Clothiers' Guild, Canton of Salesberie Glen as MOAS - twice, once in 2000(?) thru Feb. of 2002, then again from 2005(?) until the fall of 2008, when I resigned to take over as Baronial MOAS, Barony of Sacred Stone as MOAS through February of 2009 and finally, currently serving as Baroness of Sacred Stone.

What awards have you received? Look me up in the Atlantian OP. There are 13 awards listed there. The only one they missed was the Portcullis that I got from the Barony of Elfsea in Ansteorra. (You can find Baroness Jeanmaire's OP at http://op.atlantia.sca.org/op_ind.php?atlantian_id=1665)

What are your interests in the SCA? Almost anything related to the fiber arts (sewing, inkle weaving, sewing, tablet weaving, sewing, brocaded tablet weaving, sewing, embroidery, did I mention sewing?), dancing, talking incessantly to all my friends, brewing. I'm sure I'm missing things here.

What brought you to the SCA? I stumbled across it when I was in college, and instantly appreciated the fact that I could combine my love of sewing with my love of research. I've been in ever since, except for about a year when I was living in Caid and dropped out.

What garb do you prefer to wear? This depends tremendously on the circumstances. Since I've gained some weight, I really love my Byzantine because it's so comfortable. I like to wear fish-tail wrap saris for Pennsic, and my Greek and Roman garb. But my first love will always be Elizabethan. (I am *such* a garb Laurel!)

Where do you see yourself in the future in the SCA? As continuing to be active in the MOAS office, after I finish up my stint as Baroness.

What kind of research have you done? Have I mentioned that I'm a garb Laurel? Mostly garb (a comprehensive list would be too long), some on fibers and dyestuffs, a lot on Elizabethan England, some on brewing.

What is something that you have learned in the SCA that you didn't know before of that has helped you in the modern time? I was a wallflower before I joined the SCA. I learned nearly everything that I know about interacting with people in the kind and benevolent microcosm that is the SCA. I cannot begin to tell you how valuable those lessons have been to me throughout every aspect of my life.

Is there a brief, funny story that you could tell? I practically dine out on Axel stories. Would you like the one about the swimming hole at Pennsic, or the one about his search for the mythological city of Ausfahrt? Well, the one about Pennsic involves nudity, so let me tell you about Ausfahrt. First, you have to understand that "ausfahrt" is the German word for "exit", as in to get off a highway. You see "ausfahrt" signs everywhere on German highways. So Axel strolls into the Drachenwald court one day and declares that Odin has come to him in a dream and informed him that the Holy Grail is located in the city of Ausfahrt, and that it is Axel's quest to seek it. (As I told him afterwards, how in the heck Odin was supposed to know where the Holy Grail was located, I'll never figure out. He kind of mixed mythologies there.) From there on in, until we actually left Drachenwald, it was complete pandemonium. There were sightings of the Holy Grail that Axel had to report on in court, one of my apprentices was actually able to buy: one(1) each Grail, Holy, with light up gems (batteries not included), and Viscount Richard Gilcrest (now residing in Suddentorre) was sure that Ausfahrt was somewhere in Munzenburg Castle, which has two towers, and managed to keep Axel running from one tower to the other most of one Munzenburg Renaissance Faire. I think they still talk about the quest for Ausfahrt in Drachenwald.

Nomadic Looms for the SCA (Part 2)

by Lady Virag

The Basic parts of a Ground Loom

The basic parts of a ground loom are 4 stakes for the corners, three sticks several inches wider than the desired warp, and something to balance the heddle stick on such as a pair of rocks or boxes, and a shed stick. There are many ways to achieve this that will work. I have had success using 4 iron stakes such as tent stakes and dowel rods purchased at the local home improvement center.

Materials

Four large pavilion tent stakes
A tripod with a hook or two boxes
3 dowel rods of the desired width
Shed stick
Yarn for warp
Scissors
String for continuous string heddles
Shuttle or stick for shuttle

Warping the Ground Loom

First Step:

First determine the purpose and length of the fabric you produce. The formula for determining the warp is as follows:

Ends per inch X width in loom=A

(A) X yards desired = yards in the warp

ends per inch = how many threads per inch of warp

You can place a ruler on a piece of fabric and count how many vertical threads are in an inch to give you your e.p.i. So an example would be if I wanted to find out how much yarn to use for a 4 yard piece that is 20 inches wide with 20 e.p.i. I would do the following formula...

20 epi X 20 inches wide = 400

400 X 4 yards = 1200 yards in the warp

Check and make sure you have 1200 yards of yarn for the warp and roughly double that for the weft to make sure you have enough yarn for your project.

Second step:

Next choose the method of warping you would prefer. There are two methods. You can use a modern warping board which is a square or rectangle of pegs that you wrap the yarn around to reach the determined length or you can stake out three stakes or sharpened dowels outside and wrap your warp around them. Either method will work well although the warping board allows you to work inside and easily start and stop. The important aspect to both methods is called "the cross" and is the effect of the yarn going over/under/over/under etc around a peg/stake that is close to one of the ends. This will be demonstrated in class and illustrations and videos can also be readily found on the internet. After creating the "warp chain" take a contrasting color of string or yarn and distinctly wrap it around both sides of the cross so that it remains distinct when taken off the warping board or stakes. Also tie both ends of the warp with the contrasting string to keep it together till you arrange it on the dowel rods.

Third Step:

Transfer your warp to the two dowel rods and stretch tightly between two sets of stakes. These two dowel rods are called the breast beam and the warp beam. The breast beam is the one closest to the weaver. At this point you will have the cross tied. You will want to take the third dowel rod and place it over the area of the cross. This rod is known as the heddle rod. Pull out an adequate amount of string with the understanding that it's better to have too much than two little for the next step.

Fourth Step:

This is where you will use string to create string heddles which wrap around the extra dowel rod. This continuous string attached to the heddle rod is the "leash". This is used to create the "shed" which is in plain weave every other warp thread being raised or lowered so that you can insert the horizontal weft to create the cloth. When you pull up on the heddle bar it creates the shed and when you release it is called the counter shed. Take your string and create a slipknot and place it over one end of your heddle rod. The loop under every other string of the shed--first under the string then over the dowel--then repeat the process until you run out of warp threads and tie off the string on the heddle bar. It is very, very important that you choose the warp threads to loop under that are on the bottom of the

cross. To find this you can place your shed stick on the other side of your cross---this will be demonstrated in class. Once this is accomplished you are ready to for the next step.

Fifth Step:

A shuttle is a stick or piece of wood around which the yarn for the weft is wrapped then inserted through the shed of the warp. To begin the weaving take a thick yarn, strip of fabric, or even rolled up strips of paper around your shuttle or shuttle stick. Raise the heddle bar then insert the shuttle. Lower the heddle bar and insert the shuttle the opposite way through the counter shed. You can choose to use a fork or a sword beater to beat down each pass of the yarn. Weave about 2 inches then pick up a shuttle filled with your intended warp and begin weaving.

Sixth step:

As the cloth is woven you will find that you need to move up the warp as the weft advances. With the ground loom this can be accomplished one of three ways. You can place a stool or pillow under the warp and over the warp in the and actually sit on the warp, you can add another dowel rod and wrap the breast beam around it then scoot up the front stakes and retie the rod or as with the ancient Egyptian looms you can sit beside the loom and weave from the side although this is difficult.

...To be continued



picture by THLady Lidia de Ragusa

Award Descriptions

The Order of the Phoenix Eye



Established in 1982 to recognize outstanding Arts & Sciences achievements within the Barony of the Sacred Stone. This includes the teaching of that art in the Barony and its use on the Barony's behalf.

Runo VI (Pennsic & The Grande Armee)

by Baron Axel of Tavastia

Listen now and hear my story,
Harkin to the Runesong rhythm,
Ears wide open now to listen.
On the Greenfields did this happen,
In the waning days of summer,

In its wrath Green Dragon bellows,
Proudly stands Seahorse and Tiger,
Armed for battle stood our forces

On the left flank stood the Seahorse,
Stood our kinsmen strong and ready,
Sword and shield together banging,

Sea Horse left held by Grande Armee,
Armee left was North Storviki,
Armee right was South Storviki,
Stierbach newbies were the Center,
Feared by all foes was Grande Armee,
Allied with us were the Texans,
To our rear stood Ansteorra,

Seahorse job to smash the left flank,
Fix the left flank there in battle,
Let the Texans sweep around them,
Roll the Middle left to Victory,

Loudly sounded did the Cannon,
Mighty armies moved to contact,
Fighters rushing 'gainst their foeman,
Middle left too few in numbers
Grande Armee extends beyond them.

Grande Armee North inclines rightward,
So to fight the left most unit,
Left most unit must they target,
Left most unit must they fix there,

Grande Armee South forward marching,
Like an arrow to it's target,
To a target swiftly flying,

Tween these two-rocks Stierbach flowing
Pressed between like fingers pushing,
Pushed forward like skin protruding
Forced up outward like a white head,
Zit like out popped Stierbach fighters,

Black Star flows behind us quickly,
Black Star rises to the moment,
Black Star voices sound like thunder,
Black Star sweeping left flank widely,

Curtain like op'ning before us,
Middle fighters sideways sliding,
Hidden forces stand before us,



North and South engage their units,
Fixed most firm is Dragon left flank,
There in disarray stands Stierbach,

There before Stierbach stands white belts,
There stood one with round shield waiting,
Three Gules Stars Or Palewise Bending,

There on grass stood legend breathing,
There on grass stood legend waiting,
There on grass stood Stierbach panicking

Thru the panic strode Sir Axel,
Pole arm gripped in knightly fashion,
No fear seen within his manner,
Cool and calm he looked about him,
Poise and Power flowed out from him,
Then he spoke the words which follow,

"Oh my god it's him from legend"
"There before us death incarnate"
"Form a line or we're all gonna die"



Grasped he then the Stierbach fighters,
Formed them in a line most flimsy,
Shuffled them into a unit,
Bravely forward then he led them,
'Gainst the legend forward went they,
Nearly certain death did wait them,

Then thought Axel of this battle
"Who amongst us is the strongest",
"Who amongst us is the greatest",
"Who will likely last the longest",
Damn!!!!

These thoughts then thought brave Sir Axel,
"At least he stands there with a round shield",
"With my pole arm I can face him",
"With a round I might can kill him",
"Fake to the leg then hit him high,"

Axel closed then with the legend,
Faked a shot unto Paul's lead leg,
Downward went the legends round shield,
"Ha! I have him, he's not so tough",

Upward snapped the 6 foot pole arm,
Fast as lightning swooped his weapon,
Closing on the legends helmet,
Yes fame and fortune near at hand,

Bang!

"Pole arm meets the legends round shield",
"Wha, but...but...how did he do that?",
"His shield was down below his knees",

"O MY GOD his sword is coming",
"Sonic booms ring through the heavens",
"Get my pole arm up to block It",

Swaack!

"Hey...I blocked it, look I'm flying"
"Why fore are my feet not standing",
"Wherefore is the ground I'm looking",

In a heap did land Sir Axel,
Then Sir Axel thought in this wise,
In his mind thought our brave hero
I'm a Knight, this I can handle
Cool and calm he looked about him,
Poise and Power flowed out from him,
To the rear then did he scurry,

Then the ground did shake from numbers,
Black Star fighters charged in hundreds,
From the left they swept down on them,
Paul and the Middle swept away,

Axel stood and grasped his pole arm,
Gazed about him cool and calm like,
Watched the routing of the Dragon,

Then he said the words which follow,
"To a standstill have I fought him"
"Legend fought unto a standstill",
"To a standstill I will tell all!!!"



Baronial Meeting Minutes

February Business Meeting

February 22th- 1pm Bunker Hill Highschool - Claremont, NC

Opens: 1:13 Gong Sounded ?

Seneschale: Herrin Gisela

Autocrats must fill out Event report form after event. Must fill out cash advance before getting cash advance. Lecture from Gise talks about proper way to fill out the autocrating forms. New Coronets Axel and Jeanmaire thank everyone for their support.

Trivia- we had 50% response level in this polling.

Exchequer: Lord Dubhghall

Issue with event reports- Dugal not present. Current \$9782.43. All of Chasons expenses but none of the deposits. Includes \$150 for Baronial travel fund. (Gise emailed this report) Need Crown event report form. Signatories – one from each canton, preferably exchequer

Herald: Lady Niccolina

Going to start putting herald terms in the Phoenix starting with this one. Since the response to book loans has been slim, I will start putting together list of books that we need for the officewith costs. Planning Heraldry classes in different areas as well as roving class.

Need deputy.

MoL: Lady Alexandria –

Need more MoLs. Something new in Feb. From now on fighters did not to present Blue cards at MOL. You will be asked if you signed in at troll. No more group MOL's, they are all MoL's at large. At next meeting, we will take action as a Barony on whether or not we maintain the office of MoL. We have a new MoL in the barony as well. Lady Amye Elizabeth Barrington.

Web Minister: Baroness Maeve

Need to encourage people to write content and send corrections. Not present. Send her corrections and content information.

Chronicler: Baroness Arnora

Thank you for all of the submissions. If you are willing to participate in the interview, please get me your email address before the end of the day. If you are an officer, please shoot me a small letter for the Phoenix. The new Phoenix will be published before the end of the week.

Chatelaine: Letters of Intent from both Omari and Eluned. Choice is Omari with Eluned as deputy. Need a vote of Populace support. Unanimous vote.

HELP! Also head retainer for their Excellencys and would like volunteers to help. Any material or loaner garb would be appreciated.

Chirurgion: Baroness Gwynwilf

Chirurgion in charge at St Urho and will be helping at all events that I attend. ConCarolinas also.

Knights Marshal: Baron Achbar

Requests that those who fight in any weapons form or discipline from spear to siege please consider becoming a warranted marshal.

Needs deputies. Combat archery 101 class today. Would like other marshall activities to teach classes. Hope to have many marshals in place by WOW. Please volunteer! Don't have enough!

MoAS: Mistress Jeanmaire resigned.

By baronial policy in a special situation (since the Letters of Intent were taken so recently and this was realized early on and agreed to by officers and coronets as per baronial policy) Lady Lidia will take the position with the support of the people. The KmoAS paperwork is in process. Need a vote of Populace support. Vote was unanimous.

Lidia's first report is that she would like a deputy to coordinate gift baskets for Their Excellencies. Contact her if you have questions or are interested. A decision will be announced at the March meeting.

Need a Arts and Science Champion. Arnora suggested Lady Virag.

Old Business:

Baronial Storage Unit – Will not raise our cost. \$60 a month (discount \$5 a month) Paid up front for two years would be pay for 22 months and get two months free. \$1320. ---The group discussed the various pros and cons of continuing to rent the unit at Buffalo Storage in Statesville, finding a different storage unit more convenient to whomever is chosen coronet or the Castle site or building or buying a storage building or renting or buying (cost about \$3000) a tractor trailer to place at the Castle site. Mari has volunteered to seek a place in Salisbury, Ceridwen in Elkin. The issue will be taken up at the February meeting.

Olympic Crown Storage 704-630-0066

915 Bendix Drive, Stateville, NC, Will price match \$1320 for 2 years for 10x10
\$10 set-up fee, 24 hr access, provide own lock, gated facility.

StorMor 704-630-1146

4185 Statevilles Blvd., Stateville, NC, Brand new facility with bathrooms, Access 7 days a week 5:30am to 10pm, will match \$1320 for 2 years for 10x20, will wave admin fee and give free lock.

Public Storage 704-636-4807

1730 Jake Alexander Blvd W, Statesville, NC, total 2 years for \$1315 with discounts currently available for 10x10, 7 days per week 6am-9pm, provide own lock, gated facility.

Baronial List Fence: Egill has contacted me and will put forward a quote to create the fence.

He has built many of them.

Baronial Governing Documents – The current governing documents, the baronial charter and financial policies need to be re-written and tweaked. The financial policies which I re-wrote in order to meet the kingdom's requirements for us to come out of probation a year ago need to be smoothed and tweaked. The baronial charter, a term that is no longer used in the kingdom, must be completely re-written.

Baroness Rozsa and Baroness Kisaiya both offered to take on the task earlier this year since they were both involved in writing the original documents. Baron Achbar, Baron Talorgan and Lady Niccolina also expressed interest in participating in this process. The barony will consider the results of this work at the June Populace Gathering. Need to get this process working.

Need Bids for Baronial Birthday

New Business:

Pennsic Encampment: Lady Brenna Trentavasi has agreed to be the land agent again. We thank her for her ongoing service to the group. The encampment is listed as Barony of Sacred Stone. Lady Brenna will be creating a Yahoo group for ease of organization. Watch for her announcements on the baronial e-list. We are already registered for land. Will be posting a yahoo group for those wishing to camp with the Barony. Axel- Brenna has done an awesome job. Would like to put extra "campsites" to increase common area. Will be doing an auction. Please donate items for the auction.

Baronial Chattels: Who has what? Quartermaster (deputy to seneschal) Talorgan has volunteered. Keys have been given to Tal.

Upcoming events: St. Urho's Tourney March 14, Salisbury Glen; Gulf Wars, March 15-22; Once Upon A Ceilidh, April 24-26 Crois Brigitte; SAAD, May 15-17 Crois Brigitte; May 20-24, Sapphire Joust, Caer Mear; Kingdom Archery Championship, June 19-21; War of the Wings IV, Oct 8-11.

Meeting Schedule:

March 29 – Salesberie – Chinese Buffet

April 26 - Once Upon A Ceilichgdeigh Highland Games and Scottish Wedding Celebration.

Biz meeting at the Castle Pavilion Sunday at Noon

May 17 . the weekend before is SAAD at the Castle

June 27 - Populace Gathering, Middlegate – SATURDAY This is a bid for Saturday since the proposed site is a church ... there is nothing on the kingdom calendar conflicting. Does this suit the barony? Everyone said yes.

July – Pennsic. No meeting.

Sign poster for Axel and Jeanmaire before leaving today.

Cantons Reports:

Aire Faucon- New seneschal, Rurik von Bremen, Yeah!

Baelfire Dunn- Rocking for hosting this today. Please help clean up.

Charlesbury Crossing- Active A&S and stuff night, Fighter practice at Robear and SCA meetup

Crois Brigitte – Has submitted a bid for Juniversity At Winston State. Archery practice every sunday


















Hindscroft/Middlegate : The group is also creating a bid for November 4th In a Phoenix Eye also to be held in the same location as Chansons, Baroness Kisiya will be the autocrat. Want to invite other cantons to ask us for help.

Salesberie Glenn - Moved A&S from Thursday to Friday nights. Archery changed to Friday.

Closed- 2:30pm



Baronial Regnum

Office	Name	Phone	Email
	<i>Baron</i>	<i>Sir Axel of Tavastia</i>	<i>baron@sacredstone.atlantia.sca.org</i>
	<i>Baroness</i>	<i>Mistress Jeanmaire Ilaria Beatrice du Domrémy</i>	<i>baroness@sacredstone.atlantia.sca.org</i>
	<i>Seneschal</i>	<i>Herrin Gisela vom Kreuzbach</i>	<i>(336) 793-7753</i> <i>seneschal@sacredstone.atlantia.sca.org</i>
	<i>Seneschal's Drop Dead Deputy</i>	<i>Baron Talorgan nepos Wrguist</i>	<i>(704) 618-0887</i> <i>talorgan@roanwoulfe.com</i>
	<i>Deputies to the Seneschal of Special Projects</i>	<i>Caitlin MacDonoughue Edmund Hawkesworth</i>	<i>704-773-0179 (cell) 704-799-6783 (home)</i> <i>caitlinofbaelfiredun@yahoo.com edmund.hawkesworth@yahoo.com</i>
	<i>Exchequer</i>	<i>Dubhghall mac Donnchaidh</i>	<i>exchequer@sacredstone.atlantia.sca.org</i>
	<i>Quartermaster</i>	<i>Baron Talorgan nepos Wrguist</i>	<i>(704) 618-0887</i> <i>talorgan@roanwoulfe.com</i>
	<i>Chronicler</i>	<i>Baroness Arnora hrafn Olafsdottir</i>	<i>(704) 740-9561</i> <i>chronicler@sacredstone.atlantia.sca.org</i>
	<i>Herald</i>	<i>Lady Niccolina the Wanderer</i>	<i>niccolina_mann@yahoo.com</i>
	<i>Castellan</i>	<i>Lady Ommari</i>	<i>(704) 212-7330</i> <i>ommari1@yahoo.com</i>
	<i>Minister of A&S</i>	<i>THLady Lidia de Ragusa</i>	<i>moas@sacredstone.atlantia.sca.org</i>
	<i>Minister of the Lists</i>	<i>Lady Alexandria Montgomery</i>	<i>(828) 459-1534</i> <i>mol@sacredstone.atlantia.sca.org</i>
	<i>Webminister</i>	<i>Baroness Maeve Griffinsward</i>	<i>webminister@sacredstone.atlantia.sca.org</i>
	<i>Web Deputy for E-List</i>	<i>Lord Jonathan Blackbow</i>	<i>blackbow@carolina.rr.com</i>
	<i>Knight's Marshal</i>	<i>Baron Achbar ibn Ali</i>	<i>heavymarshal@sacredstone.atlantia.sca.org</i>
	<i>Rapier Marshal</i>	<i>Lord Raven MacGillacuddy</i>	<i>rapiermarshal@sacredstone.atlantia.sca.org</i>
	<i>Archery Marshal</i>	<i>Lord Bassi inn fiskni Einarsson</i>	<i>archerymarshal@sacredstone.atlantia.sca.com</i>
	<i>Chirurgion</i>	<i>Baroness Gwynwilf</i>	<i>Chirurgion@sacredstone.atlantia.sca.com</i>
	<i>Minister of Minors</i>	<i>OPEN</i>	

Regnum

Canton Seneschals

Aire Faucon

Laby Brianna o'Duinn
Sherra Dunn
brianna@roanwoulfe.com

Baelfire Dunn

Sir Godfried of Fresia
David Rizzico
drizzico@bellsouth.net

Charlesbury Crossing

Lord Callidore
Kevin Taylor
cellphones@hotmail.com

Crois Brigitte

Robin Reid
twolfpax@yahoo.com

Hindscroft/Middlegate

Isabeau Du Lac Long
Stephanie Hall
roguetk@earthlink.net

Salesberie Glen

Mari of Vareki
Eliza Hulce
Pernika2003@yahoo.com

*This is The Phoenix, a publication of the Barony of Sacred Stone in the Society for Creative Anachronism, Inc. The Phoenix is available from **Brandi Warren, 366 Dallas Spencer Mtn Rd, Gastonia, NC 28056**. This newsletter is published electronically. Hardcopies are furnished by request to those without computer access free of charge. This newsletter is not a corporate publication of the Society for Creative Anachronism, Inc., and does not delineate SCA policies. © Copyright 2009, Society for Creative Anachronism, Inc. For information on reprinting letters and artwork from this publication, please contact the Chronicler, who will assist you in contacting the original creator of the piece. Please respect the legal rights of our contributors.*

