

The Phoenix



March 2014
Anno Societas XLVI
Volume 28, Issue 3

THE PHOENIX

Barony of the Sacred Stone

March, 2014

Volume 28, Issue 3

Table of Contents

Baronial Calendar.....	pg 3
Canton Schedules	pg 4
Leather-Working, Pt. 4.....	pg. 5
The Pocahontas Coat	pg. 7
February Meeting Minutes.....	pg 10
Baronial Officers.....	pg 15
Baronial Appointments.....	pg 16
Baronial Order Principals.....	pg 17
Canton Seneschals.....	pg 18
Disclaimer.....	pg 18

Cover art courtesy of Lord Dreux D'anjou

Thank you all for continuing
to submit your art and articles
to the newsletter.

The barony and its cantons
all have a lot going on, so
please take the time to read
up on what is coming up in
the future.

As always, if you have any-
thing to add to the newsletter,
send it directly to me.

Yours in Service,
Catherine Ambrose



March 2014

Sun	Mon	Tue	Wed	Thu	Fri	Sat
						<i>1</i>
<i>2</i>	<i>3</i>	<i>4</i>	<i>5</i>	<i>6</i>	<i>7</i>	<i>8</i>
<i>9</i>	<i>10</i>	<i>11</i>	<i>12</i>	<i>13</i>	<i>14</i>	<i>15</i>
<i>16</i>	<i>17</i>	<i>18</i>	<i>19</i>	<i>20</i>	<i>21</i>	<i>22</i>
<i>23</i>	<i>24</i>	<i>25</i>	<i>26</i>	<i>27</i>	<i>28</i>	<i>29</i>
<i>30</i>	<i>31</i>					

Baronial Schedule

March 1 Winter University: Winter University is a time to gather with friends, make new and learn or teach all manner of esoteric information to others who share your specific interests.

March 23 Baronial Business Meeting

Canton Schedules

Meetings

Aire Faucon— N/A

Baelfire Dunn - N/A

Charlesbury Crossing - First Monday of every month

Crois Brigitte - First Wednesday of every month, 6:30 PM

Middlegate - Second Sunday of every month, 2:00 PM

Salesberie Glen - N/A

A&S

Aire Faucon - Tuesday evenings at rotation locations

Baelfire Dunn - N/A

Charlesbury Crossing - Location to be announced.

Crois Brigitte - Dates and locations will be published

Middlegate - Tuesday 6-9- contact A&S Officer for address

Salesberie Glen –Occasional Wednesdays, contact Lady Mari for dates

Practices

Aire Faucon - Will be held on canton nights as location allows

Baelfire Dunn - Rapier practice: Sundays at Bunker Hill HS

Charlesbury Crossing - N/A

Crois Brigitte - Archery Practice on Sundays at rotating locations

Middlegate - Wed. and Sunday Heavy Fighter Practice

Salesberie Glen - N/A

Leather Working 101
Fasteners
THL Christophe of Grey

Rivets are a very common way to keep two or more pieces of leather together. As you would expect, though, there are more than one type of rivet, there are single capped, double capped, and copper rivets common on armor. Let's start with copper rivets.

Copper rivets have the advantage of not rusting out like most other rivets can. They are also very sturdy and are best suited for armor and armor straps. However they are generally not very pretty so not used on items where appearance counts. (That's not to say armor beauty does not count.) Copper rivets come in a variety of lengths. You want a length long enough to pass through the project and leave at least 1/8 to 3/16 inch protruding from the other side. Pass the rivet through a hole punched in the project. Put the head of the rivet on a very hard surface. Now place the copper washer that came with the rivet on the end of the rivet. If you have not had to cut the rivet length down the end will have a slight taper on it allowing the washer to just sit on the rivet shaft. Using a special rivet tool available where you bought the rivets put the hole in the end of the tool over the rivet shaft just above the washer. Give it a couple of smacks with a hammer to set the washer down against the project. Now using the dished impression on the same end of the rivet tool that had the hole in it, smack a few times to round over the end of the rivet. It has been my experience that while this works it results in a sharp, rough edge on the flared end of the rivet. I like to take a ball peen hammer and peen over the end of the rivet shaft, as a follow up to the dished end of the rivet tool. This way I can get a nice clean peened over end to the rivet that won't catch or snag on things. You can also use a rivet with a longer shaft, then after driving the washer onto the shaft, snip the excess off with heavy duty snipers before rounding over the end.

For more decorative yet functional items single or double capped rivets are typically used. These rivets come in nickel, brass or antique, your choice. Single capped rivets are designed for the backside of the rivet to be hidden from view. There is a hole down the middle of the rivet shaft visible from the back of the rivet. Double capped rivets have a nice, clean rounded end to them that hides this hole. These rivets are designed so both sides can show and look good.

Pick a rivet long enough so the shaft of the rivet just peeks out of the top layer of the project. When you set the cap on the rivet, it will compress the leather a little forming a nice tight set on the rivet. Plus the cap has a short "neck" to it that fits over the shaft of the rivet. If you are using single cap rivets, place the backside of the rivet on a hard surface. Place the cap on the other end and using a rivet setting tool that has a depression in one end smack the cap down. It's not like driving nails into oak but give it a couple of good smacks to set the cap on the rivet. If you do not have the cap and rivet shaft lined up, the cap will be loose. I like to tug on the project or cap after I set it to make sure I've got a good set.

If you are using double capped rivets there is another tool to use. Set the rivet through the project then place the head of the rivet in the depression of the riveting plate. This is little more than a small plate of metal that has a hole in it for setting snaps and a dished depression in it for setting double capped rivets. Put the cap on the other end and using the same tool for the single capped rivets, set the cap on. Again, give it a tug to make sure you got a good set. If you don't use the depression tool that came in your rivet setting tool set, the rivet cap will be smashed flat. Not a big deal, it just doesn't look good and indicates the work of an amateur or sloppy leather smith, which I see a lot of!

One thing to think about when you are buying materials for your project, if you are going to use brass buckles, use brass rivets. Silver for silver. Some of the bag clasps come in a nice antique brass. You can get rivets that match. This is a little thing but it indicates a professional job.

Now a comment about buckles for armor. Make life easy on yourself, get strap buckles. These buckles are "bent" in the middle better accommodating two layers of leather through the middle. There are also roller

buckles that are best for kidney belts and the like. Some roller buckles have one tang some two. It depends on the width of the belt/strap they are used on. Worth the extra money.

When you are setting buckles on straps or belts you will need to punch a slot for the tang of the buckle to pass through. There are special tools that you use to punch these out with. Buy one and use it. This slot must have round ends or it will continue to rip the leather and ultimately cause the strap to fail. After you punch the slot for the tang, fold the leather around the center post of the buckle with the tang sticking out the slot (be sure the tang is pointing in the direction of stress on the buckle when used) and use a rivet or two to set the leather back on itself.

One final comment about strap and belt ends. There is another tool used to cut the ends of straps so that they are either bullet shaped, round or a squared off taper. Buy a cutter for a 2 inch belt/strap and it will work for all straps of that size or smaller. If you don't want to go the extra money for this cutter at least snip off the corners of the strap end. This provides a somewhat finished look and makes the strap/belt easier to feed into the buckle.

Next we discuss stitching.

THL Christophe of Grey

“The Pocahontas Jacket”

By Jdeke von Kolberg

Four hundred years ago, a young Powhatan Indian woman named Pocahontas was captured by the English and held for ransom. During her captivity, she converted to Christianity, and took the name Rebecca. When the time came for her release, she chose to remain with the English, and in April of 1614 she married a tobacco planter named John Rolfe.

Her life is being commemorated at Jamestown this year, and on April 5th her wedding to John Rolfe will be re-enacted, with another young Indian woman playing the part of Pocahontas.

There are no records of what Pocahontas wore to her wedding. For the re-enactment, she will wear a petticoat, currently planned to be blue velvet, and an embroidered jacket based on the Falkland jacket that is in the Victoria and Albert Museum in London. The Falkland jacket dates from the same time period as Pocahontas and is representative of the kind of jacket she might have worn to her wedding. After the re-enactment, the jacket may be sent to England for a period, and may be placed in one of the Williamsburg/Jamestown area museums for display upon its return.

Embroiderers of all skill levels were invited to do the embroidery work on the replicated jacket. The Falkland jacket was embroidered with mythical and realistic creatures. The Jamestown jacket will be black silk on white linen, with representations of animals, flowers, insects, and plants native to Virginia. The designs were inspired by Geoffrey Whitney's *Choice of Emblemes*, published in 1586. A facsimile reprint may be seen at <https://archive.org/details/whitneyschoic00paragoog>

The Falkland jacket was embroidered with four basic stitches – stem and outline stitch, long and short stitch, and seed or speckling stitch. The Jamestown adaptation is limited to those stitches as well.

I volunteered to join in this effort, and was accepted after completing a sample embroidery and sending it in. I was able to spend three days working at the Williamsburg Costume Design Center.

Linen fabric was stretched on slate frames, and the pattern pieces drawn on the linen. The designs, which had been drawn using very fine Pigma Micron pens on heavy paper, were traced on the linen in outline form only, using the same pens. We worked with the drawings kept close, so that we could stitch the details of the animals or plants using the drawing as an example. One or two embroiderers sat at each frame to work. We used Au Ver À Soie 100/3 black silk thread for the animals and plants and other detail work, and Soie Perlée, a heavier three ply twisted silk filament yarn for the outlines.

I put in about 21 hours of embroidery time. My work was primarily done on the shoulder area of the right upper sleeve, though I did embroider a cat on one of the under sleeves because I could not resist it. I hope to be able to attend the wedding re-enactment to see the completed jacket.



A picture of the Falkland jacket sent by the V&A Museum



The upper sleeves on the slate frame, as they were when I first arrived. I worked on the one on the left, which will be the right upper sleeve on the finished garment.



I did not embroider the rabbit on the left, the pinecones on the right, or the vines between them. Everything else on this piece is my work. I also embroidered the cat below, which is on the left lower sleeve.



February Meeting Minutes

February 16th, 2014

Location:

Wet Willie's

900 NC Music Factory Blvd

Charlotte, NC 28206

OFFICER REPORTS

Coronet

Congratulations to our new officers! Winter Muster turned out to be great despite the weather — we had fighting as well as a few other activities.



Seneschal

I have turned in my new address to Kingdom — I now live in the canton of Middlegate. I will be teaching the Seneschal 201 class at Winter University. Of great note: the polling for our new baronage is coming up.



Exchequer

Total funds in bank: \$14,038.37

Total allocated: \$1,236.97

Total unallocated: \$12,801.40

Allocations detail:

Baronial travel: \$349.97

WoW VIII: \$84.00

Regalia: \$678.00

Baronial cookware: \$125.00

Chronicler

As always, the newsletter is going great! I've been receiving a lot of great articles from different folks in the barony, and would love some art to include as well. Again, if you notice that information is wrong, please let me know immediately.

Herald

Andres has been updated on the Herald's List. Crown Tournament: we have silk for banners to paint in April. Sine has two frames to use as well. Everyone can have one banner apiece. This is really our time to shine to the rest of the kingdom, and we need vocal heralds for this event!

Heavy Marshal

Upcoming local events have all forms of warranted activities: Rapier, Archery, Armored Combat and Siege. Please check the Atlantian Calendar for details.

Archery: One practice in January, February practice canceled on account of weather. For future practice dates, check the calendar on Croisbrigte.org Still could use some additional archery practices.

Rapier: Happening at Bunker Hill school, contact Raphael for details.

Heavy Practice: in Charlotte, contact Achbar for details, and also at Elchenburg, contact Doubgal for details.

Siege authorizations will happen locally at SAAD and Return to Crecy

We need a Youth Rapier Marshal and also a Youth Armored Combat Marshal

A reminder to all Marshals, if something happens in your discipline area, please let me know. If not, I will assume nothing is going on. Many thanks.

Request for one additional archery net, the same type and price as previously purchased. I also request 6 poles 2x2x8 to set netting up, and rope. The rope is about 15.00 and the poles are about 2:00 each.

That is all, thank you.

Minister of Arts & Sciences

It's been pretty quiet lately. Workshops didn't happen at Winter Muster due to the weather, but more are being planned to happen soon. There will be a garb workshop on Sunday, March 9th. Should we have a cook's meeting as well?

At Gulf Wars, there will be a cheese-making class in camp. Also of note, there will be an Artisan's Row at Ymir, as well as a fiber solar.

Chatelaine

No report submitted.

Webminister

I am currently looking for a deputy — I would prefer someone who is computer-savvy, but would welcome anyone to try the position out. Please send any updates needed on the site to me.



Chirurgion

Chirurgeons report.

In the barony all is well. However the Board of Directors is still meeting at Gulf Wars to discuss the fate of the Chirurgeons. Please share with them your feelings if you are going. Speaking of Gulf Wars please hydrate yourselves before you go and while there.

Also to the events of Ymir during court. An attendee did suffer cardiac arrest. My fellow chirurgeons and myself worked on him as hard as we could. Once EMS arrived we turned it over to them. He did pass that night while still on scene. My condolences to those that knew him.

Yours in Service
Lord Alesander Davidson

Minister of the Lists

Not present. The point was made that baronial officers must attend at least one meeting each quarter. This office is now vacant. A policy change is needed, as it was discussed that technically the office is not needed and

does not have its own office on the kingdom level. (On the kingdom level, it is housed under the Marshal's office.)

Chancellor of Minors

No report submitted.

CANTON REPORTS

Charlesbury Crossing

We are continuing to be very active! Though snow has gotten in the way of some of our practices, we continue to have them on Sundays and are looking for new places to fight. Our violence has stirred the interest of the locals!

Day in the Park is coming up: June 21st. Remember that this is a great event for new folks.




Middlegate

We're still doing very well, with fighter practices once or twice a week, as well as weekly A&S nights. More is coming up for A&S in the near future, so stay tuned.

Baelfire Dunn

We are continuing to hold meetings and A&S activities, and are getting ready for Below the Salt. In the future there is the possibility of archery practices.



Aire Faucon

Aire Faucon continues to have regular business meetings. This month, because of the snow event, we switched at the last minute to a virtual meeting - a change that went very smoothly. We had 10 people attend the meeting through Google hangout.



At the meeting, the Canton decided to host Flight of the Falcon in August with Lord Vincenzo as head steward. In addition, we filled in the staff holes for our bid on Runestone Collegium to be voted on at the Feb Baronial Meeting.

The Phoenix March, 2014

All our officers have turned in their quarterly reports including the precious dooms-

day.

Ever a Servant,



Lady Prudence the Curious
Seneschal of the Canton of Aire Faucon

Crois Brigitte

We are continuing to be very active. Archery practices have been held. Robin is stepping down as seneschal, with Thomas taking the position and Alessandro taking the position as deputy.

Salisberie Glen

1. The website for Salisbury Glenn has been fixed and updated.
2. A location for future Baronial business meetings has been located at the Ryan's restaurant located on Jake Alexander Blvd.
3. The Canton is looking at ways to integrate SCA style Arts and Sciences activities with community groups that are already up and running.
4. The Canton is trying to locate a more visible site for fight practice and has targeted on by the Walmart, right off I-85.
5. There has been interest in SCA cavalry activities by local people, which will possibly lead to regular cavalry practices in the area and new members.
6. The Canton will have their next business meeting tomorrow.
7. Fight Practice is held every 3rd Sunday 2:00PM-5:00PM



OLD BUSINESS

Archery Nets: We have determined that an additional archery net is needed, and an advance is needed to purchase it. The proposal was for \$199.13. A motion was made, with 2 opposed and 1 abstaining. The motion carried.

Runestone: There was only one bid for the event in November. A financial vote was taken on the proposed budget. 1 opposed, 1 abstained; the motion carried.

Pennsic Children's Fete: A financial vote was taken to give \$300 for the fete. 1 opposed, 1 abstained. The motion carried to give this money.

NEW BUSINESS

WoW Fund

Last year we had \$7000. A discussion was held about raising this by \$1000, as we have in previous years, or keeping it the same. We do have additional expenses this year: namely, professional tents and another golf cart, as well as additional propane. A financial vote was taken for adding the \$1000 to our budget; 1 opposed it, 1 abstained. The motion carried.

Baronial Polling: Tentative Schedule

4/12/14 - Request for Letters of Intent (via newsletter, e-list and social media).

5/10/14 - Letters of Intent due to the Baronial Seneschal (forward to Regional Seneschal for membership verification). Letters are requested to include permission to publish SCA & modern names, phone number, and email address.

5/12/14 - Letters of Intent sent to Their Royal Majesties after receipt of membership verification.

5/24/14 - Their Royal Majesties notify the Baronial Seneschal of their approval of the candidates (and contact any not approved personally).

6/7/14 - Baronial Seneschal requests mailing labels from the Regional Seneschal and prints, stuffs and stamps pollings.

6/14/14 - Pollings are mailed.

7/5/14 - Pollings are due to Their Royal Majesties.

7/19/14 - Their Royal Majesties notify the Kingdom Seneschal, Baronial Seneschal & candidates of Their decision.

8/30/14 - Investiture

Winter University — 3/1/2014—Gisela vom Kreuzbach

Everything is in place. We need people to help set up at 8:00 that morning. We ought to be off site by 6:30. Bardulf will be there with his photography, so you should all come!

Southern Atlantian Archery Day (SAAD)—4/11/2014-4/13/2014—Gisela vom Kreuzbach

Everyone should come out and join us. This year the them is “Bubba Got Religion”! Combat archery is happening, as well as tournaments and siege authorizations (among many other things). There will also be a bardic competition. Brian Simpson will be doing a fundraising lunch for the brewers. There will be a potluck feast as well.

Spring Crown Tournament—5/2/2014-5/4/2014—House Corvus Sponsoring

Oshi and Camillo will be cooking feast — pig!

Below the Salt VI: A New Hope—5/16/14-5/18-14—Edward Shirebrooke

We now have Chernobyl-sized chickens! Come out and play.

Day in the Park—6/21/2014

This event will be free, in Franklin Park. This year we will have all the shelters, rather than just one.

Return to Crecy—6/27/2014-6/29/2014—Axel

The Crecy website is up. It needs additional work but should be ready to be in public by the end of the week. A huge thank you to Colin Bulla for putting this together.

The contract has been signed and is secure. Mr. VanHoy was happy with the contract the way that it was submitted and no changes were made.

The insurance has been paid for and received by the SCA, as of two weeks ago. The policy should be issued this month. The policy will include the SCA standard, the Equestrian rider and the Additional Insured rider for the VanHoy site.

The information on the Atlantian Kingdom web page has been updated with the basics. It is ready to link with the Baronial website.

Axel and Jessica have walked the site twice this past month. The second time was with Casey VanHoy, owner of the site. He is very excited about the event and has volunteered to help set up challenges and new trails for the Hunt. The next site visit will include a small work crew to clean minor debris from the Hunt course, ride the course with horses and plan out each challenge.

The restroom/shower situation was discussed at length with Casey VanHoy during the last site visit. Currently, there are two showers for men and two for women in the bathrooms for the pool area. It will be easier for everyone to have a single amount paid for use of the pool area rather than a \$5.00 fee for each person using the pool. This was not put into the contract but will be added as an amendment, once the amount has been negotiated. Mr. VanHoy volunteered to put in 10 more showers for future events, located close to the areas that people will be camping. Renting the bathhouse across from the camping area for the Saturday of the event was also discussed but no conclusions were made on that.

Locations have been decided upon for each of the activities offered. The major positions for the event are still filled and minor positions are being filled as people volunteer their help. Thank you to all who have volunteered!

War of the Wings—Gisela vom Kreuzbach

Policy changes for War of the Wings:

We are reworking the baronial event bid form for WoW, so that it applies better to this particular event. Bids are currently due October 1st, but we are going to be moving it forward to June of the year previous to the event. Please note that this preliminary bid is not a full-blown one, but more of a “leadership” bid, detailing the primary staff. It will not require financials — the financial bid will be due 90 days previous to the event.

Experience will be preferred, and bids with experienced staff will be chosen over those without. In terms of the process, those in the big leadership roles have to have been on staff for a certain amount of time.

Hopefully this will give the coronets and seneschal some clarification and a guideline in choosing a bid to use for this event.

The Phoenix

March, 2014

We are reworking the baronial event bid form for WoW, so that it applies better to this particular event. Bids are currently due October 1st, but we are going to be moving it forward to June of the year previous to the event.

Please note that this preliminary bid is not a full-blown one, but more of a “leadership” bid, detailing the primary staff. It will not require financials — the financial bid will be due 90 days previous to the event.

Experience will be preferred, and bids with experienced staff will be chosen over those without. In terms of the process, those in the big leadership roles have to have been on staff for a certain amount of time.

Hopefully this will give the coronets and seneschal some clarification and a guideline in choosing a bid to use for this event.

The next Baronial meeting is scheduled to take place on March 23rd at Ryan Steakhouse: 730 Jake Alexander Blvd S, Salisbury, NC.

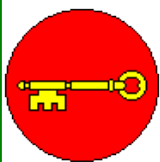
We will be in the party room.

Baronial Officers

Baronage: Baron Matsudaira Kentarou Toshiyori & Baroness Sine ni Dheaghaidh.

baron@sacredstone.atlantia.sca.org

baroness@sacredstone.atlantia.sca.org



Seneschal:

Lord Etienne Le Mons
etienne.le.mons@gmail.com



Minister of the List:

Lady Benefse Bint Zakariya
mol@sacredstone.atlantia.sca.org




Chatelaine:

Bera in Svarta
chatelaine@sacredstone.atlantia.sca.org



Minister of Arts and Sciences:

Lord Dreux D'Anjou
Dreux.danjou@gmail.com



Chancellor of Youth:

Thamira HaSopheret
mom@sacredstone.atlantia.sca.org




Exchequer:

Lady Jdeke von Kolberg
exchequer@sacredstone.sca.org



Herald:

Andres Joyce
herald@sacredstone.atlantia.sca.org



Chirurgion:

Alesander Davidson
chirurgion@sacredstone.atlantia.sca.org



Heavy Marshal:

Lady Lorelei Greenleaf



Chronicler:

Lady Catherine Ambrose
chronicler@sacredstone.atlantia.sca.org



Webminister:

Lady Annora Hall
webminister@sacredstone.atlantia.sca.org

Baronial Appointments

BARONIAL HEAVY CHAMPION Randall de Gloucester (Randall Howell)

BARONIAL RAPIER CHAMPION Vincenzo d'Este (Bradley Mills)

BARONIAL ARCHERY CHAMPION - Lady Lorelei Greenleaf

BARONIAL CAVALRY CHAMPION - Gallien O Hearne

BARONIAL BARD - Lord Robyn A'Dearg

BARONIAL ARTISAN Lord Dreux D'Anjou (Mike Edwards)
dreux.danjou@gmail.com

BARONIAL SCRIBE - Lord Geffrei Maudeleyne

BARONIAL BREWER

BARONIAL COOKS — Domina Scribonia Sabina Mus and Lady Jana de Foresta

BARONIAL BEEKEEPER THL Lorelei Greenleafe (Lorelei Elkins)
loreleielkins AT aol.com

BARONIAL YOUTH COMBAT CHAMPION - OPEN

BARONIAL YOUTH ARCHERY CHAMPION - Longslayer

BARONIAL YOUTH ARTISAN Trinity

Baronial Order Principals

PRINCIPAL, ORDER OF THE SACRED STONE

Lady Nuala ingen Magnusa
dalande@gmail.com

PRINCIPAL, ORDER OF THE PHOENIX' EYE

Lady Annora Hall (Kathy Murphy)
annorahall AT yahoo.com

PRINCIPAL, ORDER OF THE PHOENIX' CLAW

Lord Symon de Ipswich (Troy Peterson)

PRINCIPAL, ORDER OF THE YEOMEN OF THE SACRED STONE

Lady Lorelei Greenleaf

Canton Seneschals




Aire Faucon

Prudence the Curious
prudencecurious@aim.com



Charlesbury Crossing

Lady Zafira bint Miriam
Susan French
zafira1973@yahoo.com




Middlegate

Lord Symon de Ipswich
Troy Petersen
symondeipswich@gmail.com




Baelfire Dunn

Lady Alexandria Chetwynd Montgomery
pensicnorthwind@yahoo.com



Crois Brigitte

Lord Robyn A' Dearg
Robin Reid
twolfpax@yahoo.com



Salesberie Glen

Sir Axel
Wayne Remes

All photos and artwork published with permission of the photographers and artists.
For more information please contact the chronicler.

This is The Phoenix, a publication of the Barony of the Sacred Stone of the Society for Creative Anachronism, Inc. The Phoenix is available from Lady Catherine Ambrose (Bethany Nicholls) at 1411 NC Hwy 68 N, Oak Ridge NC, or Catherine.ambrose85@gmail.com. Subscriptions are free. This newsletter is not a corporate publication of the Society for Creative Anachronism, Inc., and does not delineate SCA policies. (c) Copyright 2014, Society for Creative Anachronism, Inc.

For information on reprinting letters and artwork from this publication, please contact the Chronicler, who will assist you in contacting the original creator of the piece.

Please respect the legal rights of our contributors.